



Butterfly Chair


PRE-ASSEMBLY:

- Please read all instructions before assembly.
- For your safety, assembly by two people is recommended.
- Save all packing materials until assembly is complete to avoid the accidental discarding of smaller parts or hardware.

! **WARNING** - This product has been safely tested for weight of 200 lbs. For your own safety we recommend not to exceed this limit. Do not stand on the chair / stool.

PARTS INCLUDED:

A- Slipcover-1pc B- Metal frame-1pc

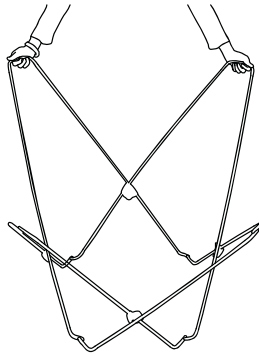


ASSEMBLY:

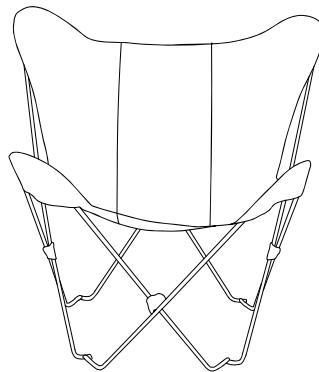
Step1: Place the metal frame on the ground .



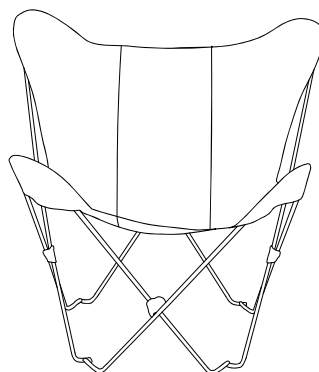
Step2:Open the chair with two hands outward but do not open to a maximum angle.



Step3:Make the leather cover' s four pockets cover the metal frames' s four angles.



Step4: Open the chair with two hands outward until you can not open it more.The assembly is now complete.



CARE INSTRUCTIONS:

- Spot clean only.