



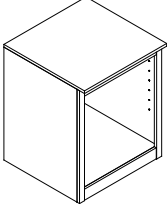
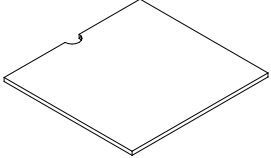
Stuff -Your-Stuff Tower – Base

Pre-Assembly:

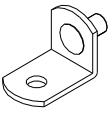
- Please read all instructions before beginning assembly.
- Save all packing materials until assembly is complete to avoid the accidental discarding of smaller parts or hardware.

Parts included:

All Tower Base parts and hardware are delivered in one carton.

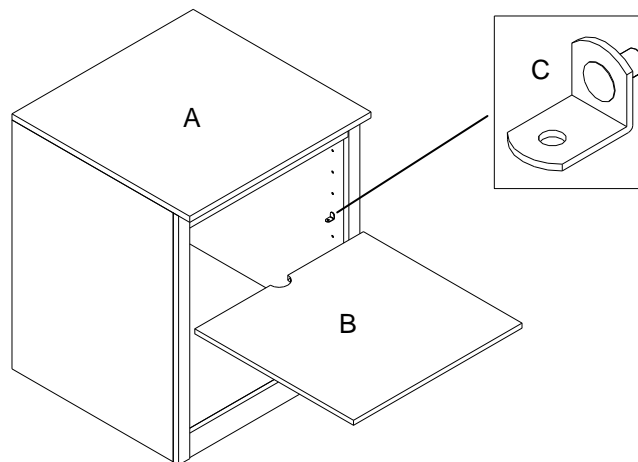
(A) Tower Base – 1 pc	(B) Shelf – 1 pc
	

Hardware included:

(C) Shelf Support - 4 pcs


Assembly Instruction:

1. Insert the 4pcs Shelf Support (C) into pre-drilled holes located on the interior walls of the Tower Base (A), at the desired height position.
2. Place Shelf (B) onto the Shelf Support (C), making sure the Shelf (B) is stable.



Care Instructions:

- For daily cleaning, wipe with a soft damp cloth; Wipe dry immediately.
- To protect the finish, avoid the use of chemicals and harsh cleaning agents, do not apply abrasives or household cleaners.